

CellOPark Premium Services

When registering a new account with CellOPark you can opt-in to have Premium services.

Premium services will give you extra features, such as the iMoved feature which will prompt you to end your parking session when it detects your vehicle is moving whilst your session is still running.

There is a monthly fee of \$1.99 for each vehicle that you have registered in CellOPark, capped at \$4.99 per month. You will only be charged the Premium services fee during months in which you have created CellOPark sessions.

OPTING-IN TO PREMIUM WHEN CREATING AN ACCOUNT

1. Download the CellOPark app from the App Store (on iPhone) or the Google Play Store (on Android).
2. Open the app and enter your mobile number on the welcome screen.
3. Fill out all sections in the registration form as shown on the screenshot pictured on right.
 - To access student and staff rates, you must ensure your ID number is included in your account
 - Enter your student or staff ID number, and select "Monash University" as the institute
4. To opt-in for Premium Services, tick the "I would like to enable premium reminders" box. If you do not want to pay for Premium Services, ensure this field remains unticked.
5. Agree to the Terms and Conditions then select **Next**.

← Registration

📞 0433-336-676

• John Smith
Please provide first and last name

• john.smith@university.edu.au
Will be used to receive updates and invoices

• 3168
Please provide post code (4 digits)

65564834
Please provide student/staff ID

Monash University
Please select an institute

I would like to enable premium reminders (fees may apply, see below and T&C)

I agree to CellOPark's [Terms of Service](#)

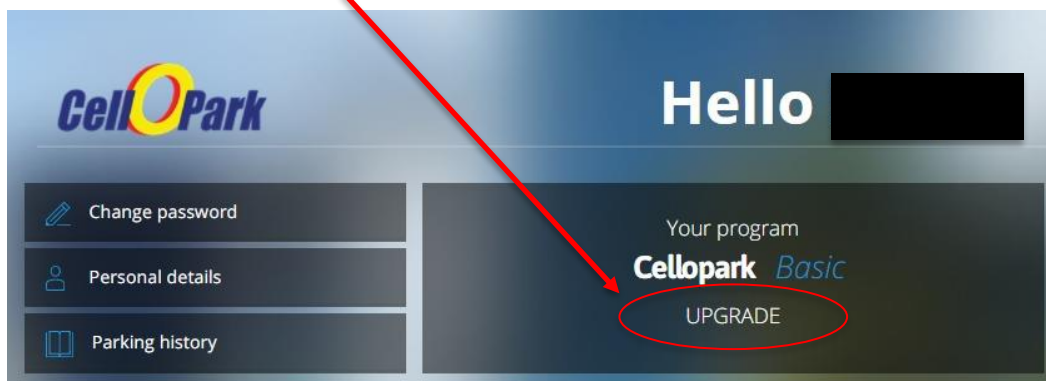
NEXT

Fees only apply when you have used CellOPark during a billing cycle, based on your plan.

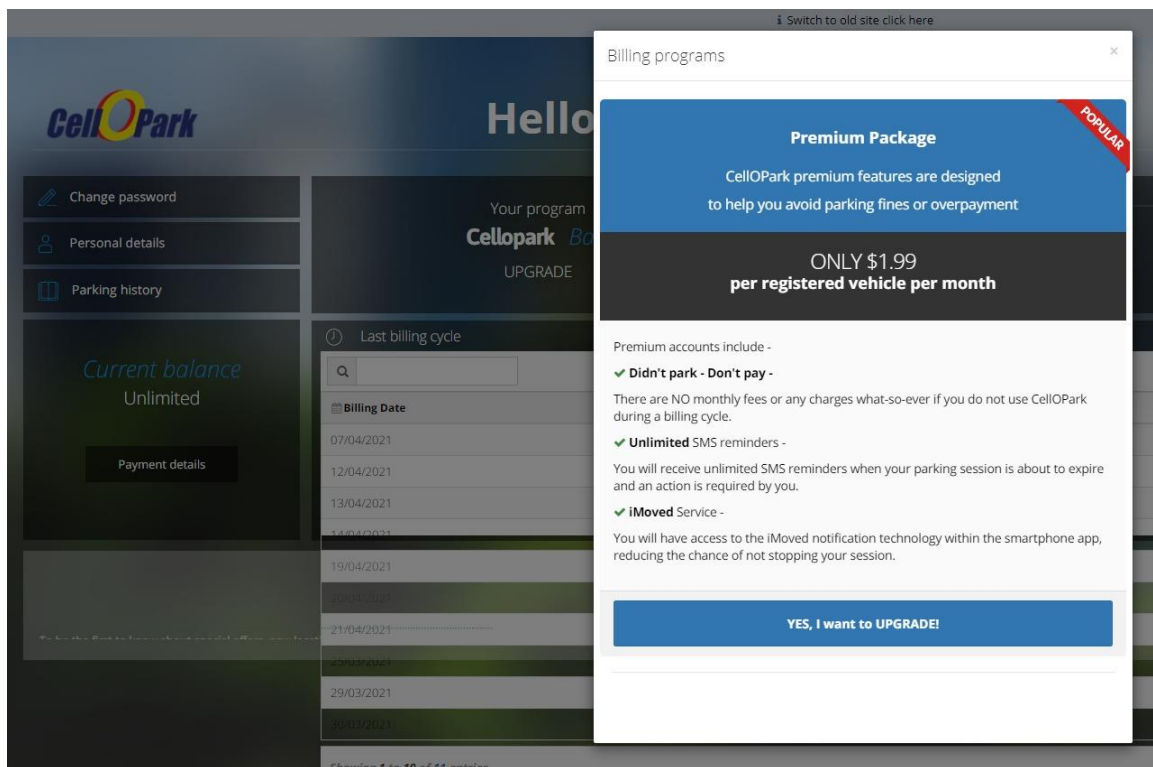
UPGRADING YOUR EXISTING ACCOUNT

You can upgrade to CellOPark Premium Services at any time from the profile page of your online account.

1. Visit the [CellOPark website](#) and select “My Account” at the top of the page to sign in
2. Click the “Upgrade” button in the *Your Program* box



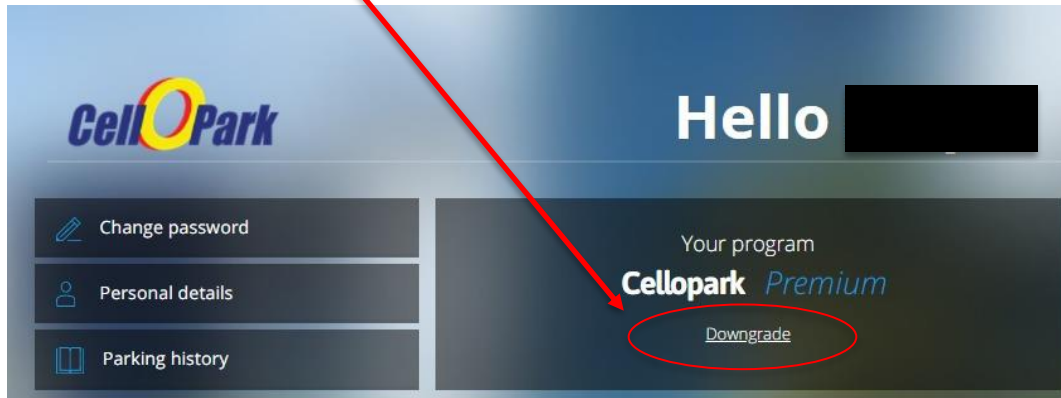
3. Select the blue button in the pop up message to confirm you wish to upgrade



DOWNGRADING YOUR EXISTING ACCOUNT

You can cancel your Premium Services subscription at any time from the profile page of your online account.

1. Visit the [CellOPark website](#) and select “My Account” at the top of the page to sign in
2. Click the “Downgrade” button in the *Your Program* box



3. Select the “Yes, downgrade to a Basic account” blue button in the pop up message to confirm you wish to cancel your subscription

