

The Wildlife of Gondwana Exhibition



Australian Government
Visions of Australia



A MEMBER OF
Group of Eight
AUSTRALIA'S LEADING UNIVERSITIES



MONASH University

SCI/Expo



Photograph provided by the Herald Sun: Boy and Dinosaur



Sir David Attenborough, the patron of the SCI/Expo and PrimeSCI/. Photo by Steve Morton

SCI/Expo is the offspring of the Monash Science Centre, which was launched in 1993 as the brainchild of a research academic and the Vice Chancellor of Monash University. It filled a community need – that of access to content-rich science and technology information, particularly by youth, delivered in such a way that it could be understood, with observers empowered and enthused to seek more and personally evaluate the information they were accessing.

SCI/Expo is located in the science precinct on the Clayton campus of Monash University. Monash University is Australia's largest and most internationally focussed University.

The Patron of this Centre is Sir David Attenborough.

SCI/Expo

In the last 11 years

- Over 4+ million people have attended an MSC exhibition (1.2 million Australians, 2.5+ million International)
- Topics covered include Geosciences (especially Palaeobiology), Natural Disasters, Human Biology, Science and Art, Astronomy, Scientific Instrumentation, Climate Change

Exhibitions have toured around Australia and internationally (including the the Burke

Museum (University of Washington, USA), the New Jersey State Museum (USA), the Los Angeles County Museum (USA), Argentina, Japan, Italy, the Singapore Science Centre, the National Museum of Natural Sciences (Taiwan,) and Timor-Leste).

Successful Exhibitions rely on strong relationships with host venues and research organisations such as, National Geographic Society (Washington), Paleontological Institute of the Russian Academy of Sciences (Moscow), Museo Paleontologico Egidio Feruglio (Trelew, Argentina), Queen Victoria Museum and Art Gallery (Launceston), the Fukui Prefectural Dinosaur Museum, the Gunma Prefectural Museum and the National Museum (the latter 3 in Japan).

SCI/Expo and its outreach primary education partner PrimeSCI/ highly value the co-operative input to exhibitions and education modules by community groups, government and the private sector, for example the SES (State Emergency Services), EMA (Emergency Management Australia), CFA (Country Fire Authority), Qantas, and GlaxoSmithKlein and others.

SCI/Expo and PrimeSCI/ are recognized leaders in Science Outreach institutions and have sought to provide professional guidance to other organizations such as National Museum of Australia (Canberra), Kyoto University Museum (Japan), the Gunma Prefectural Museum (Japan), the Paleontological Institute of the Russian Academy of Sciences (Moscow), the Shanghai Natural History Museum (China), the Kotelnich Regional Museum (Russia), the Singapore Science Centre, the Iranian Science and Technology Museum among many others.

The Exhibition

This exhibition looks at the diversity of life in the great southern super-continent Gondwana from 3.8 billion years to present.

The unique nature of the fauna of this continent and the complex interplay of changes over geological history provides an engaging context for exhibition attendees.

The exhibition highlights the products of research by some of the world's leading palaeontologists, including staff from Monash University.

Components

42 information panels More than 300 specimens of fossils and rocks (including original and cast material), both fragmentary and full skeletons. Art works by Peter Trusler and others depicting the animals and their palaeoenvironment. Skeletons mounted in

dynamic poses include a giant lizard (*Megalania*) chasing a giant flightless bird (*Bullockornis*), and an Antarctica dinosaur (*Cryolophosaurus*). All furniture and protective perspex panels. Comprehensive Education Kits for Levels Prep to Year 8 and above.

This exhibition is supported by Visions of Australia, an Australian Government Program supporting touring exhibitions by providing funding assistance for the development and touring of cultural material across Australia

Specimen list

Precambrian (older than 542 mya)

- Slabs of Neoproterozoic material (metazoan body fossils and traces)
- Large slab of Banded Iron Formation

Early modern life (Cambrian - Ordovician 542-444 mya)

- Archaeocyathid colony blocks
- Trilobite resting or feeding trace and worm traces
- Rock specimens with Agnostid trilobite
- Large selection of graptolites from the Cambrian and Ordovician of Victoria. Including *Phyllograptus*, *Didymograptus* and *Tetragraptus*.

Silurian (444-416 mya)

- *Baragwanathia longfolia* block (early land plants)
- Trilobites

Dromornis stirtoni, Reconstruction of Central Australian Miocene. This reconstruction depicts a scene in times past, 8 million years before the present. Then *Dromornis stirtoni*, the largest species of "Mihirung", roamed the Central Australia landscape, browsing on leaves, fruit, flowers, petioles and twigs growing three or four metres above the ground. (Credit: Artist Peter Trusler)





Koolasuchus cleelandi, the last surviving labyrinthodont amphibian, Early Cretaceous by P. Trusler

Devonian (416-359 mya)

- Limestone nodules
- Placoderm material
- *Eastmanosteus calliospis* skull
- Receptaculitids
- Block of Murindal limestone with fossils
- Stromatoporoids (Colonial reef building metazoans)
- Slab with tabulate and tetracorals
- Ammonites
- Trackway of an early amphibian
- *Spinella yassensis* (brachiopods)

Carboniferous (359-299 mya)

- Early amphibians and reptiles

Permian (299-251 mya)

- *Mesosaurus* skeleton
- *Glossopteris* plant slabs

Mesozoic Triassic (251-205 mya)

- Palaeoniscid fish
- *Deltasuchus kimberleyensis*, labyrinthodont amphibian.
- *Thrinaxodon* cast
- *Lystrosaurus*, skull and skeleton
- Ichthyosaur model
- *Rubidgia* skull

Jurassic (199-145.5 mya)

- *Cryolophosaurus ellioti*, mounted skeleton
- Pterosaur humerus
- Isolated carnosaur tooth
- Prosauropod partial foot
- Tritylodont tooth
- Footprints of mammals
- A variety of invertebrates and plants from locales around Australia and Sri Lanka.

Cretaceous (145.5-65.5 mya)

New Zealand Specimens

Vertebrate fossils

- Ankylosaur vertebra, rib
- Sauropod rib fragment
- Pterosaur distal ulna
- Small theropod (or bird) toe bone
- Large theropod partial toe bone
- Pterosaur? scapula (shoulder blade)

Central Asian Specimens

- Large carnosaur in a dig scene
- Ankylosaur skeleton
- Ornithomimosaur skeleton

Antarctic Specimens

- Hadrosaur metatarsal
- Variety of invertebrates
- Shark vertebrae

South American Specimens

- *Piatnikysaurus* skull
- *Herrerasaurus* skull

Australian material

- Queensland dicynodont
- Large variety of southern polar Australian dinosaur material (including *Timimus hermani*, *Leaellynasaura amicigraphica*, *Megalosaurus*, ? Allosauroid sp., *Serendipaceratops arthurclarkei*)
- *Ausktribosphenos nyktos* lower jaw
- *Teinolophos trusleri* lower jaw
- *Chelycarapookus arcuatus*, internal mould of the shell
- *Atlascopcosaurus loadsi* lower jaw
- *Koolasuchus cleelandi* partial lower jaw & clavicle

- Large variety of Australian plant and invertebrate material
- Monotreme humerus
- Pterosaur humerus
- *Qantassaurus intrepidus* jaw & model
- Rock specimen from polar site in Victoria
- Footprints from Winton Quarry, Queensland
- Theropod partial claw
- Theropod ulna

Indian Specimens

- Ammonites

Cainozoic (Tertiary) Eocene (55.8-33.9 mya)

- A variety of invertebrates from Antarctica
- Gondwanan there partial lower jaw
- Dromornithid foot
- Crocodile and turtle material

Cainozoic (Tertiary) Oligocene (33.9-23 mya)

- *Wynyardia* skull (cast)
- *Emydura* (turtle) plastron
- Diprotodontid jaw

Cainozoic (Tertiary) Miocene (23-5.3 mya)

- *Bullockomis* partial skull
- *Neohelos* partial lower jaw
- Borhyaenid skeleton

Cainozoic (Tertiary) Pliocene (5.3-2.6 mya)

- Didelphidae skull
- *Actenomys* sp. skulls (Rodentia, Caviomorph)
- 2 *Lagostomopsis* sp. skeletons
- *Paedotherium* sp. Skull
- *Glaudodon ballaratensis*, lower jaw, cast of type specimen
- Ostrich bones from South Africa

Cainozoic - Pleistocene (2.6- present)

- *Sthenurus* sp. jaws
- Diprotodon teeth
- *Megalania prisca* skeleton attacking a *Bullockornis* skeleton
- *Dromornis* skull
- *Palorchestes azeal* skull and partial skeleton
- *Zygomaturus* skull
- *Neohelos* skull and partial skeleton
- *Meiolania* partial skull
- New Caledonian *Silvornis* (extinct ground bird) bones
- Lord Howe Is & Norfolk Is fossil birds
- Large rock specimens from several different locales
- *Megatherium americana* footprint
- *Toxodon platensis* complete skeleton
- *Thylacosmilus*, *Propleopus* and *Eumegamys* (rodent), skulls and carapace
- *Thylacosmilus* skull
- *Smilodon* and *Canis dirus* from Rancho La Brea, for comparison with *Thylacosmilus*
- Wombat skeleton in block


Below: The carcass of a chicken-sized hypsilophodont dinosaur, *Leaellynasaura amicagraphica*, lies near the cold water's edge where accumulating ice reflects the low-angled polar light of this high latitude area. (Credit: Artist Peter Trusler)

- Wide selection of casts of primitive marsupials from Central Australia
- Eggshells from *Rhea*, *Dromornis* and *Dinornis*
- Bones from New Zealand Moas and ground parrots
- Platypus (*Ornithorhynchus anatinus*) skeleton


Below: As the bottom-feeding dipnoan, *Griphognathus whitei*, probes platypus-like in the organic rich mud at a depth of about 100 metres near the Late Devonian barrier reef of Gogo, Western Australia, a curious arthrodire placoderm, *Eastmanosteus calliaspis*, comes to investigate the commotion (Credit: Artist Peter Trusler from *Wildlife of Gondwana* by P. Vickers Rich & T.H. Rich).



Below: Reconstruction of the mega-lizard *Megalania prisca* attacking a large dromornithid bird, *Genyornis newtoni* (Credit: Artist Peter Trusler).



Below: Reconstruction of *Serendipaceratops arthurclarkei*, a ceratopsian found in Victoria (Credit: Artist Peter Trusler).



Technical Information

The Wildlife of Gondwana Exhibition

THEMES

Fossils, Nature, Animals, Climate Change and Reconstructing the Past, Crises in Life History

EXHIBIT SIZE

The exhibit requires a minimum of 400 square metres.

CEILING AND DOOR SIZE

The tallest standing specimen is *Gallimimus* at 3.2m high by 5.2 m long. The widest exhibit crate is 2310mm length x 1200mm width x 660mm high, and the tallest crates are 1950mm length x 1950mm width x 1535mm high. The maximum weight of any individual crate is 1050kg.

DURATION

Typically 3 month minimum

TARGET AUDIENCE

5 year olds and above, families, schools, (but very little can enjoy)

INSURANCE

Venue must provide a certificate of insurance for US\$ 10 million for public liability insurance. The Lender will cover the insurance for loss or damage to the specimens.

SHIPPING COSTS

The venue would be responsible for all costs for Sea Freight and customs charges from Melbourne, Australia and return. The 32 exhibition crates fit into one forty foot high cube shipping container.

INSTALL/ DISMANTLE

The setup fee covers expenses for both setup and dismantling, and for loss or damage insurance coverage of the exhibition while in transit. Fee to be worked out for each venue. This fee includes significant Public Relations in country for the exhibit.

TEMPERATURE AND HUMIDITY CONTROL

Relative humidity (RH) should be set to a value between 25% and 60%. The temperature of the exhibition space should remain between 10 and 28 degrees Celsius at all times.

SECURITY LEVEL

A minimum of 1 gallery attendant or 24 hour camera surveillance required. We provide protective barriers for all displays.

SPONSORSHIP

You are welcome to source sponsors for this exhibition in your venue

DISPLAY COMPONENTS

Over 300 specimens of fossils and geological specimens (including original and cast material) both fragmentary and full skeletal material. Skeletons are mounted in dynamic poses

50 full-colour laminated information panels (450 x 1000mm)

9 large Panel reproductions of art work by Peter Trusler and Peter Schoeten


10 prints by Peter Trusler

12 original drawings by Jorge Gonzalez

Modular exhibition furniture and protective acrylic barriers

Documentaries and sound tracks

A Middle Eocene scene showing a primitive artiodactyl (*Messelobunodon*) foraging among the leaf litter while, behind it, others have settled down for the night. In the upper right-hand corner, the possible edentate *Eurotamamandua* starts to break into a termite mound. Below it is an interested pangolin, *Eomanis*. In the lower left-hand corner, the primitive hedgehog *Holidocercus* is consuming a beetle. (Credit: Artist Peter Trusler from *The Fossil Book*)



Trusler.



Above: Polar Southeastern Australia, 110 million years ago. A mixed mob of hypsilophodont dinosaurs (*Qantassaurus* and *Leaellynasaura*) gaze at the Winter Aurora while a *Timimus* hibernates beneath an araucarian log. (Credit: Peter Trusler)

For further details contact

Professor Patricia Vickers Rich
Office of the Vice Chancellor

Chair in Palaeontology
School of Geosciences
Monash University
Building 28, Clayton Campus, Wellington Road, Clayton (Melbourne) Australia
Telephone: +61 3 9905 4889 Facsimile: +61 3 9905 4903
Email: pat.rich@monash.edu

www.monash.edu/science/about/schools/geosciences/precsite/

Front Cover: All of the dinosaurs except *Muttaborrasaurus* in this scene are from Early Cretaceous polar Victoria. From Right to left: an ankylosaur *Minmi*, *Atlascopcosaurus* are in the background and a flying reptile (a pterosaur) in the air. (Credit: Artist Peter Trusler, copyright Australia Post. This material has been reproduced with permission of the Australian Postal Corporation. The original work is held in the National Philatelic Collection).

